
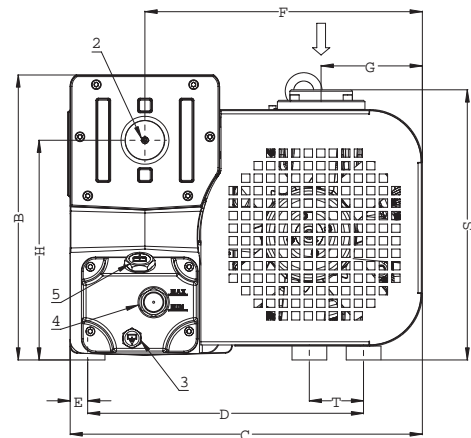
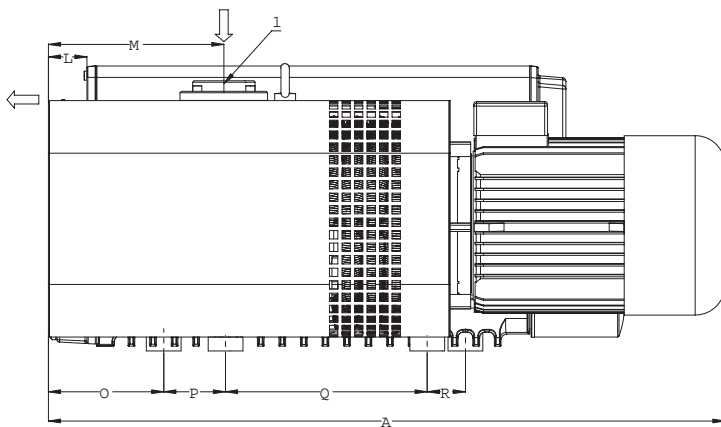



Pompa tipo GP-GP/M 300E
 Pump type GP-GP/M 300E



Pompa tipo GP-GP/M 300E ATEX
 Pump type GP-GP/M 300E ATEX

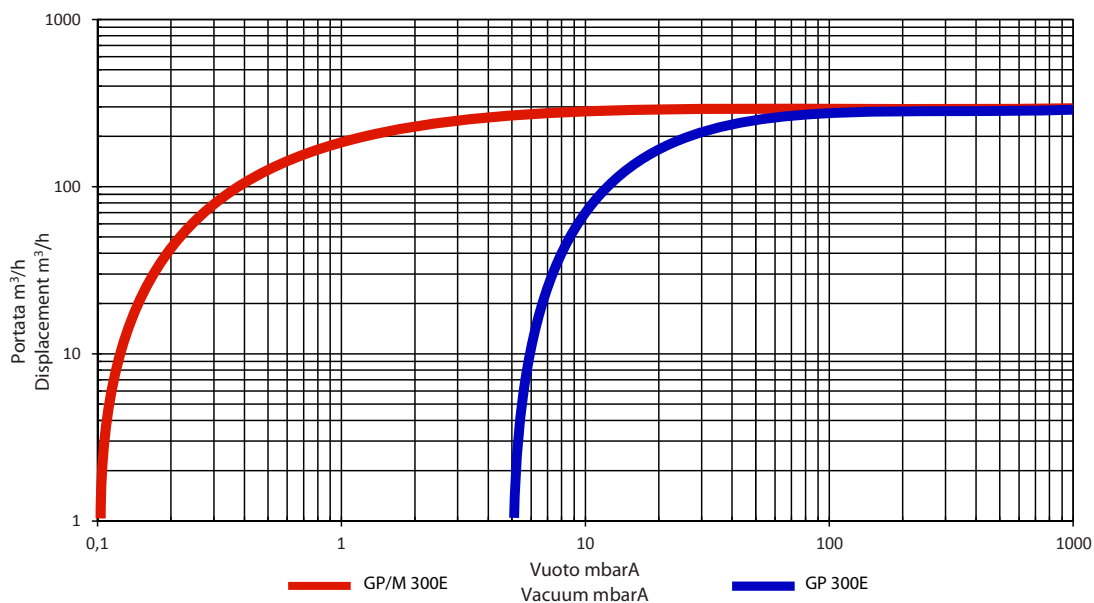


- | | |
|----------------------|----------------------|
| 1 Aspirazione | 1 Suction |
| 2 Scarico | 2 Discharge |
| 3 Tappo scarico olio | 3 Oil discharge plug |
| 4 Spia livello olio | 4 Oil sight glass |
| 5 Tappo carico olio | 5 Oil fill up plug |

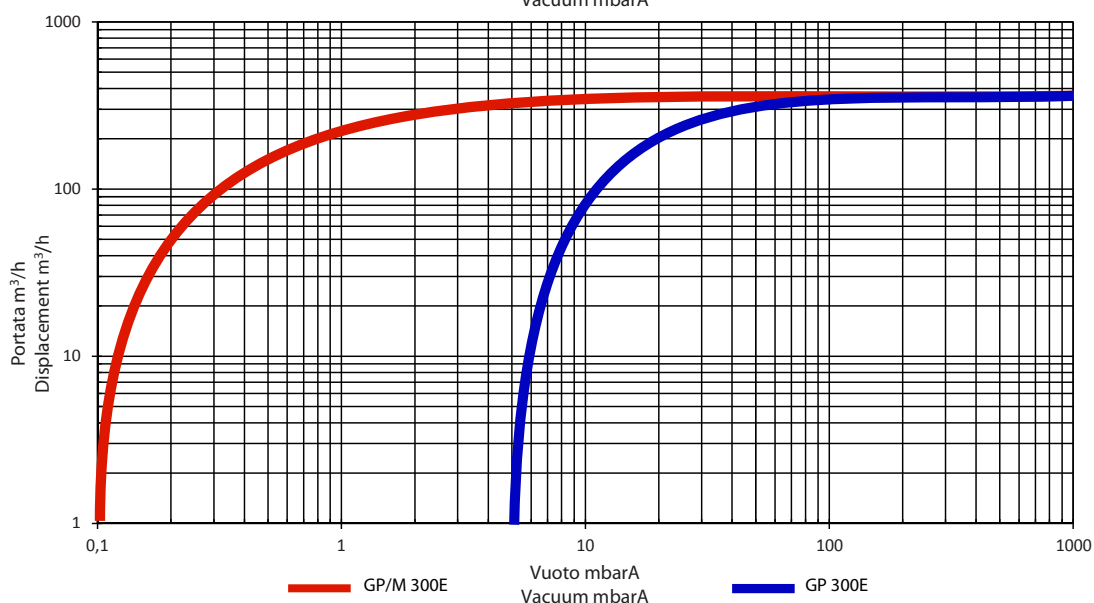
	Dimensioni (mm) Dimension (mm)															
GP-GP/M	A	B	C	D	E	F	G	H	L	M	O	P	Q	R	S	T
300E	974	410	507	397	25	399	146	316	56	253	166	89	290	55	389	78

Disponibile secondo Direttiva ATEX 2014/34/UE
 Pump is available also complying with ATEX Directive 2014/34/EU

50 Hz



60 Hz



			Tipo di pompa/Frequenza Pump type/Frequency			
			GP 300E 50Hz	GP 300E 60Hz	GP/M 300E 50Hz	GP/M 300E 60Hz
Portata nominale	<i>Displacement</i>	m ³ /h	300	360	300	360
Vuoto finale	<i>Ultimate vacuum</i>	mbar	5	5	0,1	0,1
Rumorosità media senza zavorratore	<i>Noise level without gas ballast</i>	db (A)	70	74	70	74
Vuoto finale con zavorratore	<i>Ultimate vacuum with gas ballast</i>	mbar	9	9	0,7	0,7
Quantità max di vapore d'acqua tollerabile con zavorratore	<i>Max water vapour quantity acceptable with gas ballast</i>	kg/h	5,7	8,5	5,7	8,5
Tensione standard	<i>Standard voltage</i>	V	230/400	460	230/400	460
Potenza motore	<i>Motor power</i>	kW	7,5	7,5	7,5	7,5
Velocità di rotazione	<i>R.P.M.</i>	g/1'	1450	1750	1450	1750
Peso con olio	<i>Weight with oil</i>	kg	200	200	200	200
Quantità d'olio	<i>Oil quantity</i>	l	6,5	6,5	6,5	6,5
Attacco aspirazione	<i>Inlet connection</i>		2" GAS	2" GAS	2" GAS	2" GAS
Attacco scarico	<i>Outlet connection</i>		2" GAS	2" GAS	2" GAS	2" GAS